


HIGHLIGHTS

- Dependable yield across diverse environments
- Durable disease tolerance
- Excellent fall intactness

FEATURES

CHU: 2925 **RM:** 98  **RIB**


TRAITS AND TECHNOLOGY



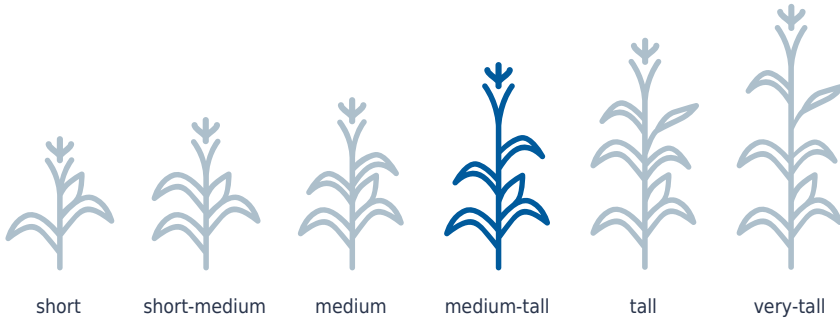
VT Double PRO® RIB Complete® Corn

PRODUCT CHARACTERISTICS

Final Population	32-36
CHU 50% Silk	1698
Emergence	Very Good
Flowering	Late
Ear Height	Medium-High
Leaf Angle	Semi-Upright



PLANT HEIGHT



EAR CHARACTERISTICS

Ear Type	Semi-Determinate	VERY POOR (1)	EXCELLENT (9)		
Husk Cover	Adequate-Short	Test Weight			
Shank Length	Medium-Short				
Harvest Position	Horizontal-Hanging				8

DISEASE RATINGS

Disease ratings are based on the severity of infection.		VERY POOR (1)	EXCELLENT (9)		
	Anthracnose				8
	Goss's Wilt				4
	NCLB				8